

U Material Making Printable Page Black and White Maps Father Labels and Lamb

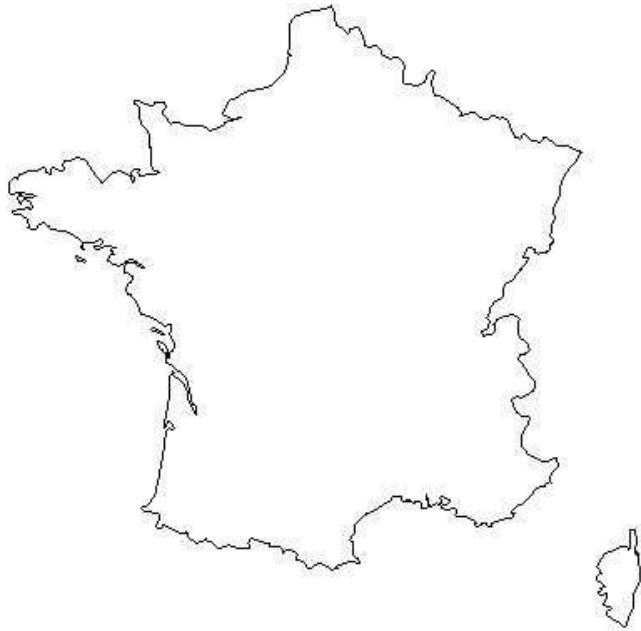
This document contains all the necessary black and white printing for Constantinian Christianity: **the maps** for the fractured world, the **My Father** and **Our Father** cards and **the lamb** for tracing to cloth for the Solution Flag.



Make a template of each half of the Fractured World—to fit your disc. Center each country map on each half. Put a very small square of Velcro on each country. The stiffest paper for home printers might not be stiff enough. Consider printing on paper and gluing to fractured halves cut from white poster board.



USA for Civil War



<http://z.about.com/d/geography/1/0/5/K/france.jpg>

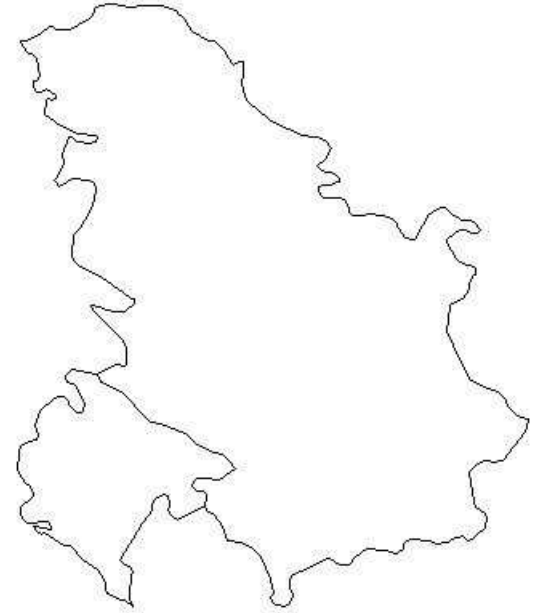


<http://geography.about.com/library/blank/blxgermany.htm>



<http://geography.about.com/library/blank/blxuk.htm>

This map includes Scotland and Wales which can be cut off.



<http://geography.about.com/library/blank/blxserbia.htm>



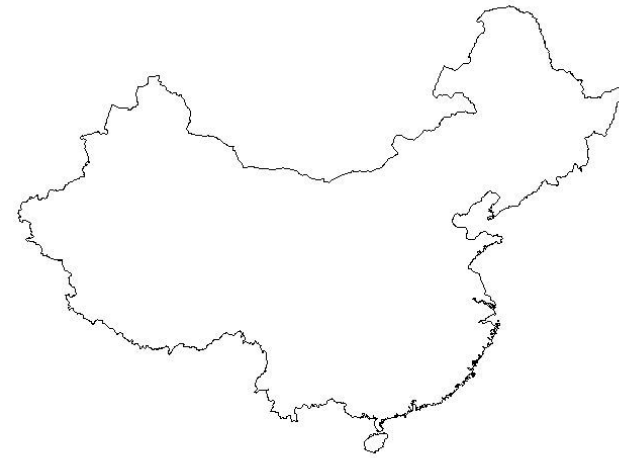
<http://geography.about.com/library/blank/blxcroatia.htm>



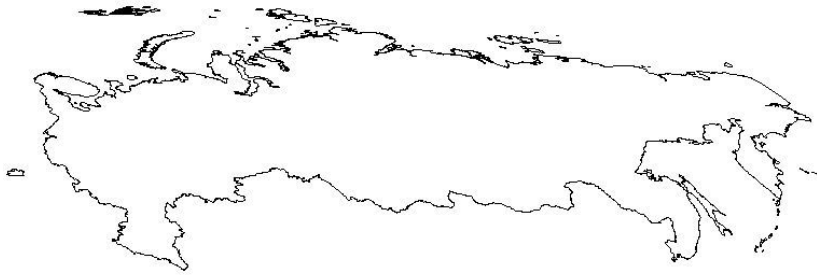
<http://geography.about.com/library/blank/blxitaly.htm>



<http://geography.about.com/library/blank/blxjapan.htm>

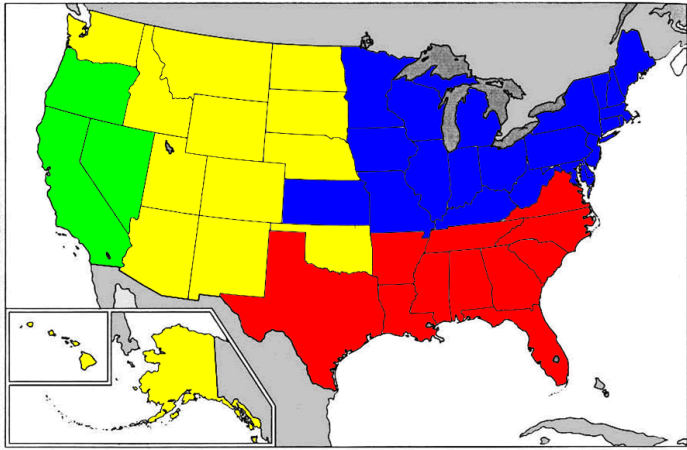


<http://geography.about.com/library/blank/blxchina.htm>



<http://z.about.com/d/geography/1/0/Y/I/russia.jpg>

USA for World War I and II




Color shows cutting lines for black line map: blue and green are Union. (Green states became states after the civil war started.) Fractured world (two halves) are placed with the fracture horizontally for this map —Union on North half, Confederate on Southern half.

“My”
Father


“My”
Father

Our Father





Agnus Dei pattern for the Solution Flag:



Print the sheep (above); then trace it onto white cloth.
See instructions in Material Making document under Sewing.